



Friedrich PlusOne Diagnostics CoreCommand

Innovations in Serviceability and Reliability

Friedrich® PlusOne® Diagnostics CoreCommand™ is more than just a control board—it's the brain center of a preferred commercial HVAC system. With its advanced diagnostics, intuitive controls and comprehensive protection features, CoreCommand offers ease of use, advanced diagnostics and superior protection to maximize uptime, optimize performance and minimize labor costs.

A Smarter Way to Control

1 Enhanced Fan Control

Activates the fan to ensure proper air circulation for optimal cooling. Airflow and energy efficiency are enhanced through standard variable frequency drive (VFD) on units larger than 6 tons.

2 Controlled Input Operation


Prevents short cycling of heating or cooling by monitoring the thermostat inputs and managing the operation of the heating and cooling cycles.

3 Clogged Drain Detection

Uses a wire probe to give proactive alerts about clogged drains to help avoid water damage.

4 Smarter Staging

This system automatically stages the heating system over a 15-minute period, saving more energy than a typical system that activates all stages simultaneously.



5 Compressor Protection

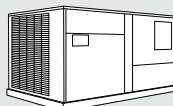
Continuously monitors and protects the compressor, reducing the risk of failures and extending its lifespan.

6 Remote Operation Connections

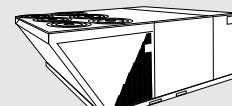
Allows for remote monitoring and control for enhanced convenience and proactive maintenance, including powering down the unit remotely.

AVAILABLE IN:

FRIEDRICH | Commercial Air



Renaissance™ Commercial Packaged Units
[Explore products →](#)



Resolute™ Commercial Packaged Units
[Explore products →](#)

DIAGNOSTIC **ADVANTAGES:**

CoreCommand Intelligent Logic

CoreCommand goes beyond basic control by incorporating intelligent logic that anticipates and responds to system needs, optimizing performance and efficiency. Its dual 7-segment LED display delivers enhanced diagnostics with 43 easy-to-understand fault codes, complete fault history and input / output options to meet building compliance needs. CoreCommand's detailed diagnostics, including high / low pressure, furnace faults and compatibility with third-party monitoring systems, give you deeper insights into your system's health.




Laminated Fault Code Diagnostics Chart

Every unit features a laminated fault code diagnostics chart inside the control panel that provides troubleshooting guidance. This takes the guesswork out of deciphering the meaning of a fault code and ensures it's readily accessible and clearly legible for years to come.

User-friendly Interface

CoreCommand provides intuitive system control and real-time feedback, eliminating the need to interpret cryptic codes or blinking lights on a building rooftop in the blazing sun. The display is clear, with actionable fault codes and descriptions, making diagnosis easier for technicians and saving them valuable time and resources.



Learn more about Friedrich Commercial Air at [Friedrich.com/Commercial](https://www.friedrich.com/commercial)

CONTACT US

For additional information, contact your local Friedrich sales representative.



FRIEDRICH | Commercial Air