



**FRIEDRICH**

1 8 8 3

## Endeavor™ Line Air Handlers



### **FRHMVZ**

Motor: Constant CFM

Airflow Stages: Modulating

Expansion Device: Electronic Expansion Valve (EEV)

Efficiencies: 18+ SEER2



The Bluetooth® word mark and logos are registered trademarks owned by Bluetooth SIG, Inc. and any use of such marks by Rheem® is under license. Other trademarks and trade names are those of their respective owners.

## Table of Contents

Features & Benefits .....	3
Model Number Identification .....	4
Dimensional Data .....	5-7
Airflow Directional Data .....	8
Airflow Performance Data .....	9
Electrical Data .....	10-15
Limited Warranty .....	16

## Features and Benefits

- **Constant CFM Motor:** Truly variable speed technology allows for ultimate humidity control, quieter sound levels and contributes to year-round energy savings
- **Quietest Operation<sup>1</sup>:** Provided by Modulating operation and truly variable speed airflow technology and sturdy cabinet construction with 1.0 inch of foil faced insulation for some of the quietest sound characteristics
- **PlusOne<sup>®</sup> Diagnostics:** With the Friedrich<sup>®</sup> Contractor & EcoNet<sup>®</sup> Apps, built-in EcoNet<sup>®</sup> & Bluetooth<sup>®2</sup> technology makes monitoring, troubleshooting and repairing the product easier than ever before
- **Dip Switch Free Installation Commissioning via Bluetooth<sup>®</sup> Technology:** Seamless final install step without DIP switch configuration using the Friedrich Contractor App.
- **EcoNet<sup>®</sup> Enabled Air Handler:**
  - The latest in sensor technology and the EcoNet<sup>®</sup> monitoring system provides a new level of protection, control and energy savings
  - Allows on-the-go control and receipt of system alerts by the homeowner via the EcoNet<sup>®</sup> Smart Thermostat and EcoNet<sup>®</sup> App<sup>3</sup>
- **Aluminum Indoor Coil Design:** Are constructed of aluminum fins bonded to internally grooved aluminum tubing and are more corrosion resistant
- **Versatile 4-Way Convertible Compact Design:** Allows for upflow, downflow, horizontal left and horizontal right applications, even in the smallest of spaces
- **Rugged Steel, Compact Cabinet Construction:** Designed for added strength and versatility
- **Field-installed Auxiliary Heater Kits:** Provide exact heat for indoor comfort and include circuit breakers which meet UL and cUL requirements for service disconnect
- **Less than 2% Cabinet Air Leakage at 1-inch H<sub>2</sub>O:** When tested in accordance with ASHRAE Standard 193

<sup>1</sup>Based on manufacturer's air handler offering, and the product's airflow stages, motor type and cabinet insulation. Sound levels are also dependent on air handler location and installation.

<sup>2</sup>The Bluetooth<sup>®</sup> word mark and logos are registered trademarks owned by Bluetooth SIG, Inc. and any use of such marks by Rheem<sup>®</sup> is under license. Other trademarks and trade names are those of their respective owners.

<sup>3</sup>WIFI broadband internet connection required. Download the EcoNet<sup>®</sup> App from the App Store<sup>®</sup> or Google Play<sup>®</sup> to set up your EcoNet<sup>®</sup> Smart Thermostat. Receipt of notifications depend on home WIFI set up. Amazon, Alexa and all related logos are trademarked of Amazon.com, Inc. or its affiliates.

# Air Handlers

<u>FR</u>	<u>H</u>	<u>M</u>	<u>V</u>	<u>Z</u>	<u>24</u>	<u>17</u>	<u>S</u>	<u>E</u>	<u>A</u>	<u>C</u>	<u>N</u>	<u>A</u>
Brand	Product Category	Stages Of Airflow	Motor Type	Refrigerant	Capacity	Width	Efficiency	Metering	Major Series	Controls	Coil Series	Voltage
FR - Friedrich®	H - Multipoise Air Handler	M - Modulating	V - Constant CFM	Z - R-410A	24 - 2.0T 30 - 2.5T 36 - 3.0T 48 - 4.0T 60 - 5.0T	17 - 17.5" 21 - 21" 24 - 24.5"	S - Standard	E - EEV	A - 1st Design	C - Communicating U - Other Communicating	A - A Coil N - N Coil	J - 208-240/1/60

Available Models
FRHMVZ2417SEACNJ
FRHMVZ2421HEACNJ
FRHMVZ2421MEACNJ
FRHMVZ2421HEACAJ
FRHMVZ6021SEACAJ
FRHMVZ6024SEACNJ

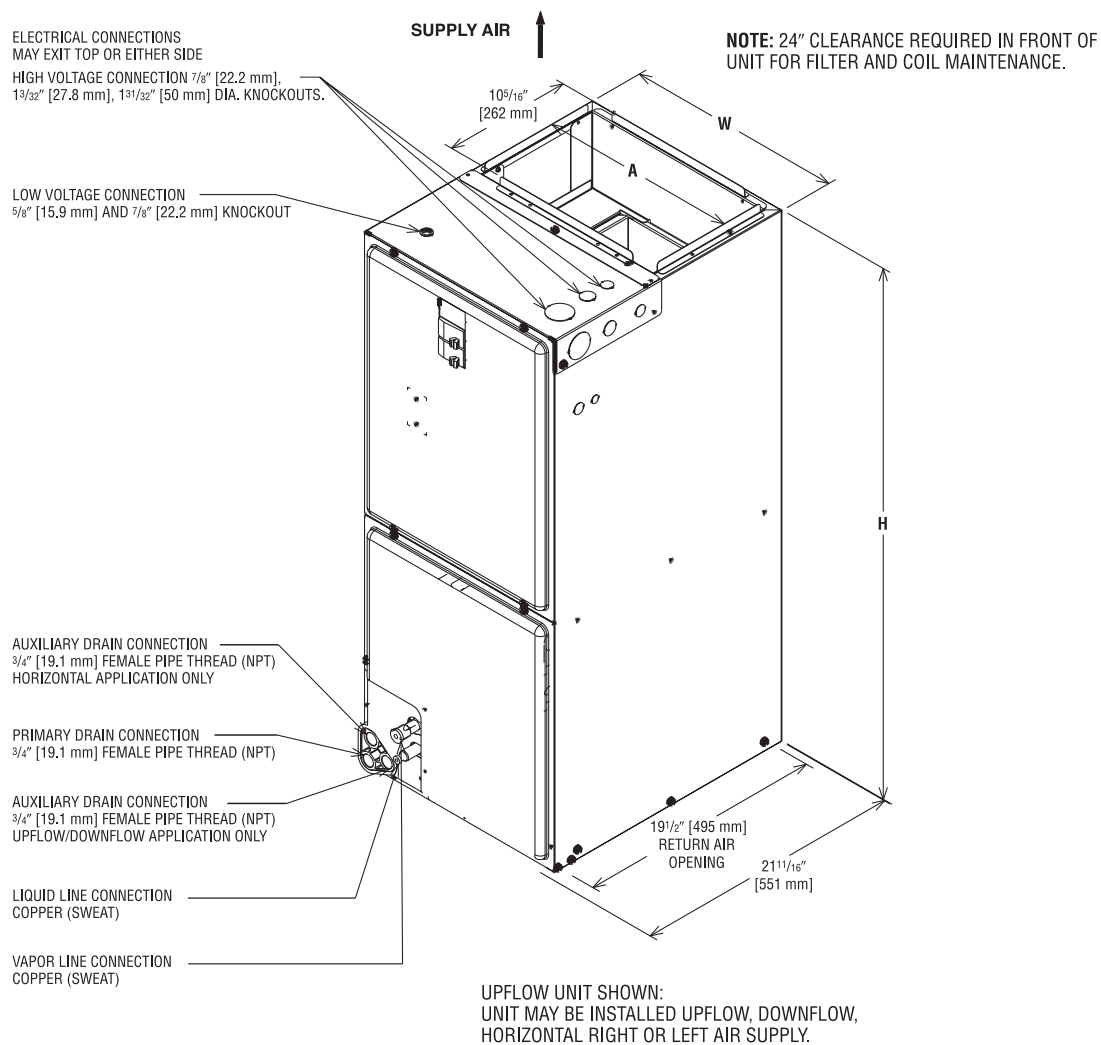
Standard Equipment
Compact unit design - all standard heat air handler models are only 42-1/2 to 57 inches [1079 to 1448 mm] high
Attractive pre-painted cabinet exterior
Rugged wall steel cabinet construction
1.0" foil faced insulation for excellent thermal and sound performance
Four leg blower motor mount
Blower housing with controls, motor and blower.
Slide-out blower design for service & maintenance convenience
Traditional open wire element design for heat applications
Field convertible for vertical, downflow, horizontal left hand or right hand air supply
Indoor coil desing provideds low air side pressure drop, high performance and compact size
Coils constructed of aluminum fins bonded to internally grooved aluminum tubing
Coils are tested at the factory with an extensive refrigerant leak check
Coils have copper sweat refrigerant connections
Coils utilize chatleff metering device connections
Molded poymer corrosion resistant condensate drain pan on all indoor coils
Supply duct flanges
Provisions for field electrical, connections available form either side of top of cabinet
Connection point for high and low voltage wiring
Concentric knockouts are provided for power connection

[ ] Designates Metric Conversions

# Unit Dimensions

## Return Air Opening Dimensions

Model Cabinet Size	Return Air Opening Width (Inches)	Return Air Opening Depth/Length (Inches)
17	15 <sup>7</sup> / <sub>8</sub>	19 <sup>3</sup> / <sub>4</sub>
21	19 <sup>3</sup> / <sub>8</sub>	19 <sup>3</sup> / <sub>4</sub>
24	22 <sup>7</sup> / <sub>8</sub>	19 <sup>3</sup> / <sub>4</sub>



[ ] Designates Metric Conversions

FIGURE 6  
VERTICAL DOWNFLOW & HORIZONTAL RIGHT APPLICATION

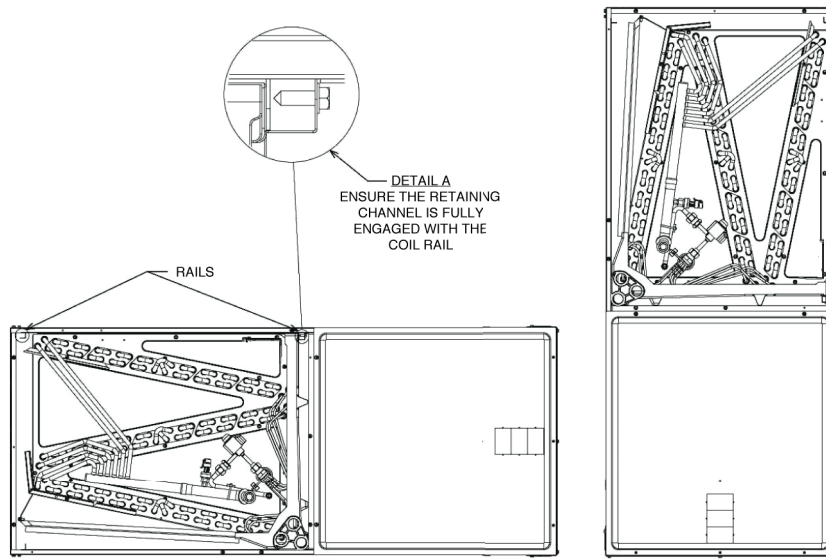
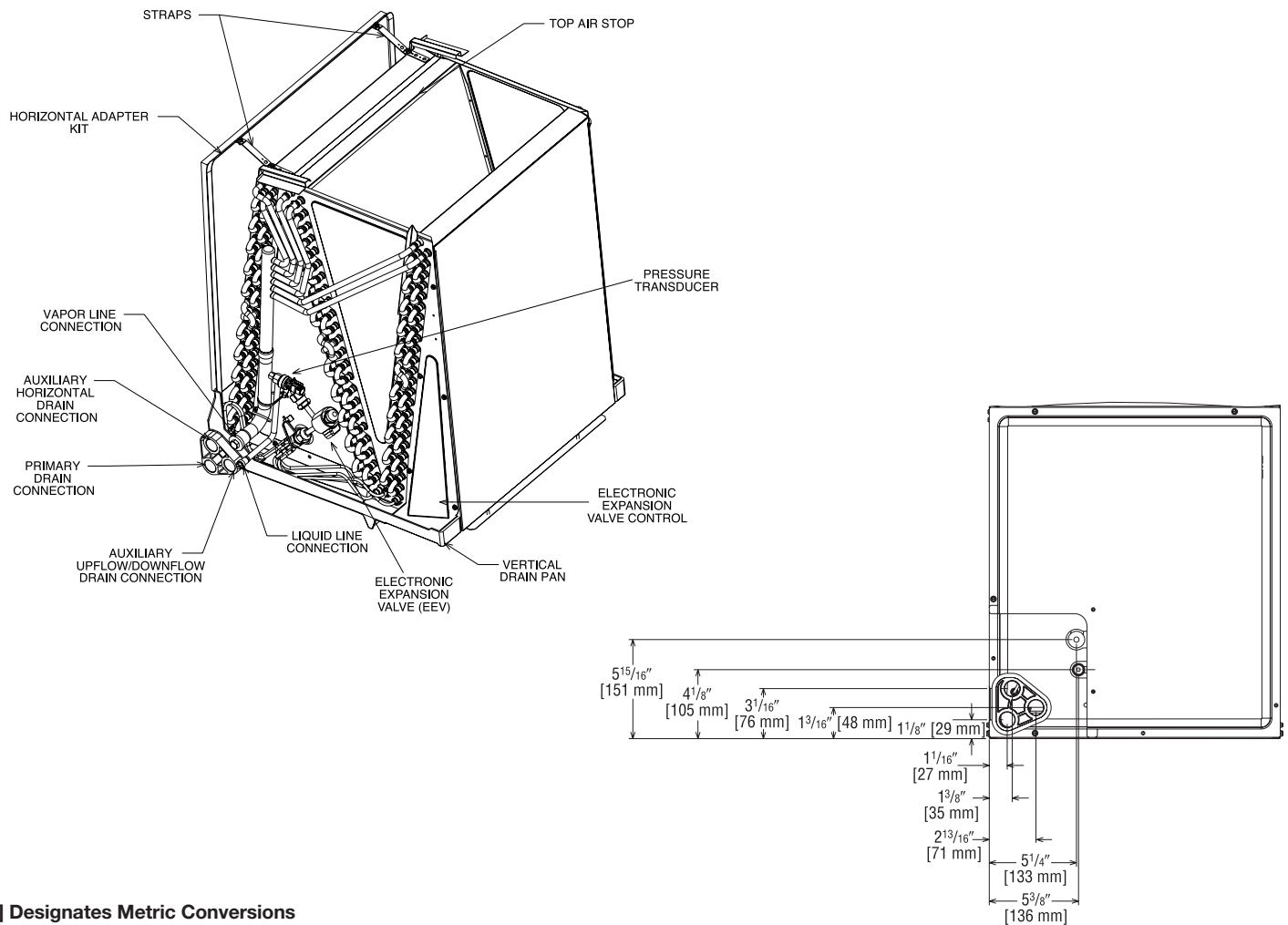


FIGURE 7  
INDOOR COIL AND DRAIN PAN SET-UP



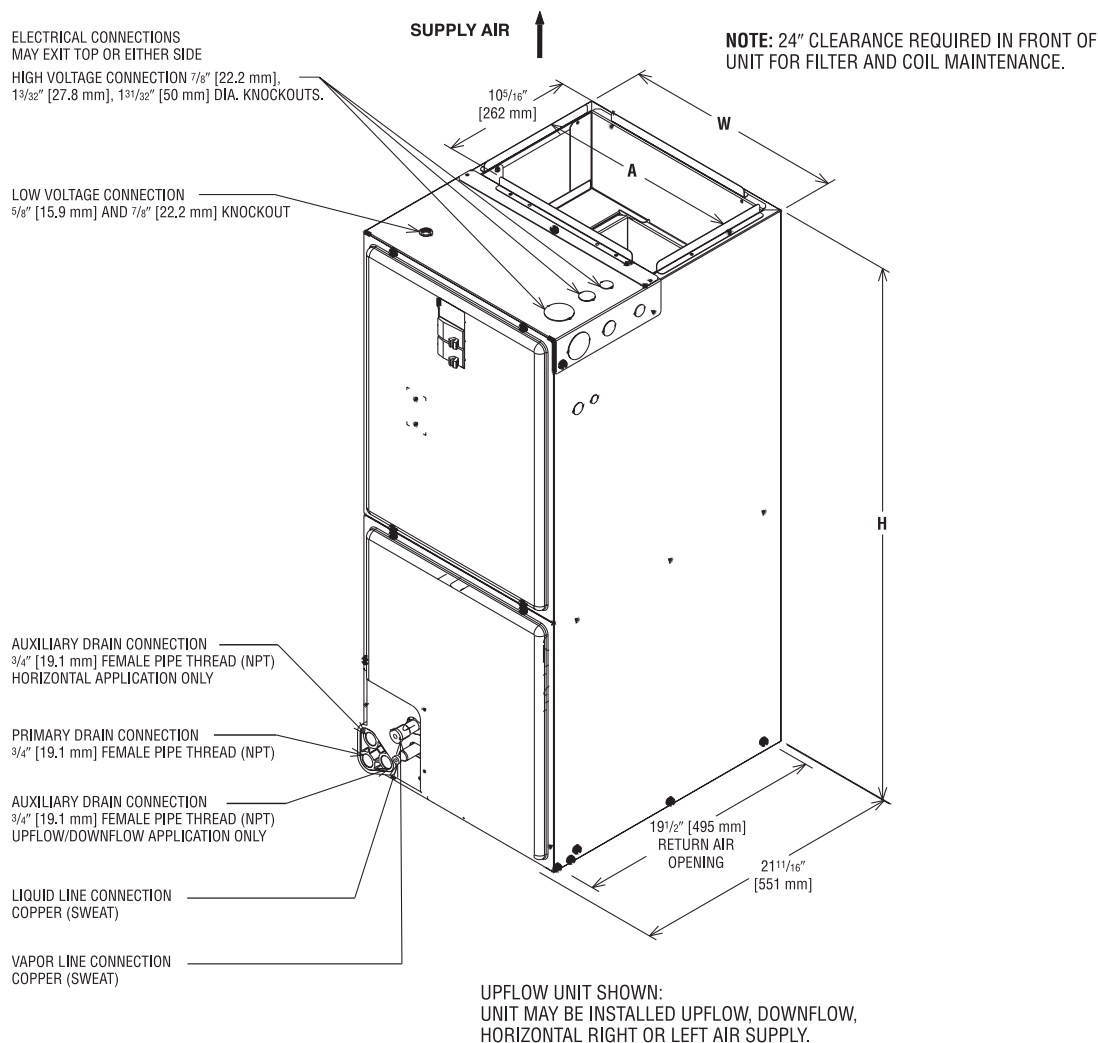
[ ] Designates Metric Conversions

## Unit Dimensions

### Return Air Opening Dimensions

Model Cabinet Size	Return Air Opening Width (Inches)	Return Air Opening Depth/Length (Inches)
17	15 <sup>7</sup> / <sub>8</sub>	19 <sup>3</sup> / <sub>4</sub>
21	19 <sup>3</sup> / <sub>8</sub>	19 <sup>3</sup> / <sub>4</sub>
24	22 <sup>7</sup> / <sub>8</sub>	19 <sup>3</sup> / <sub>4</sub>

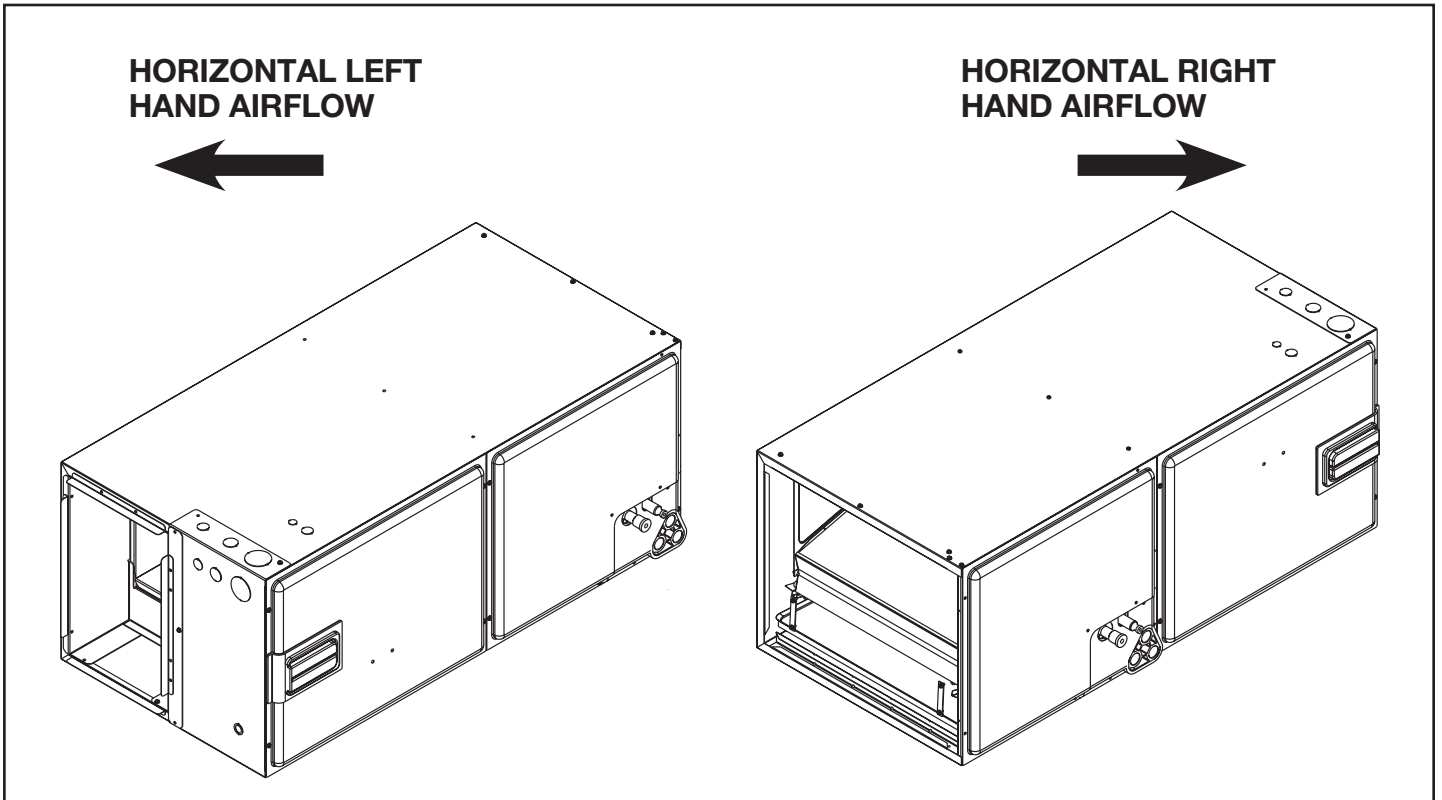
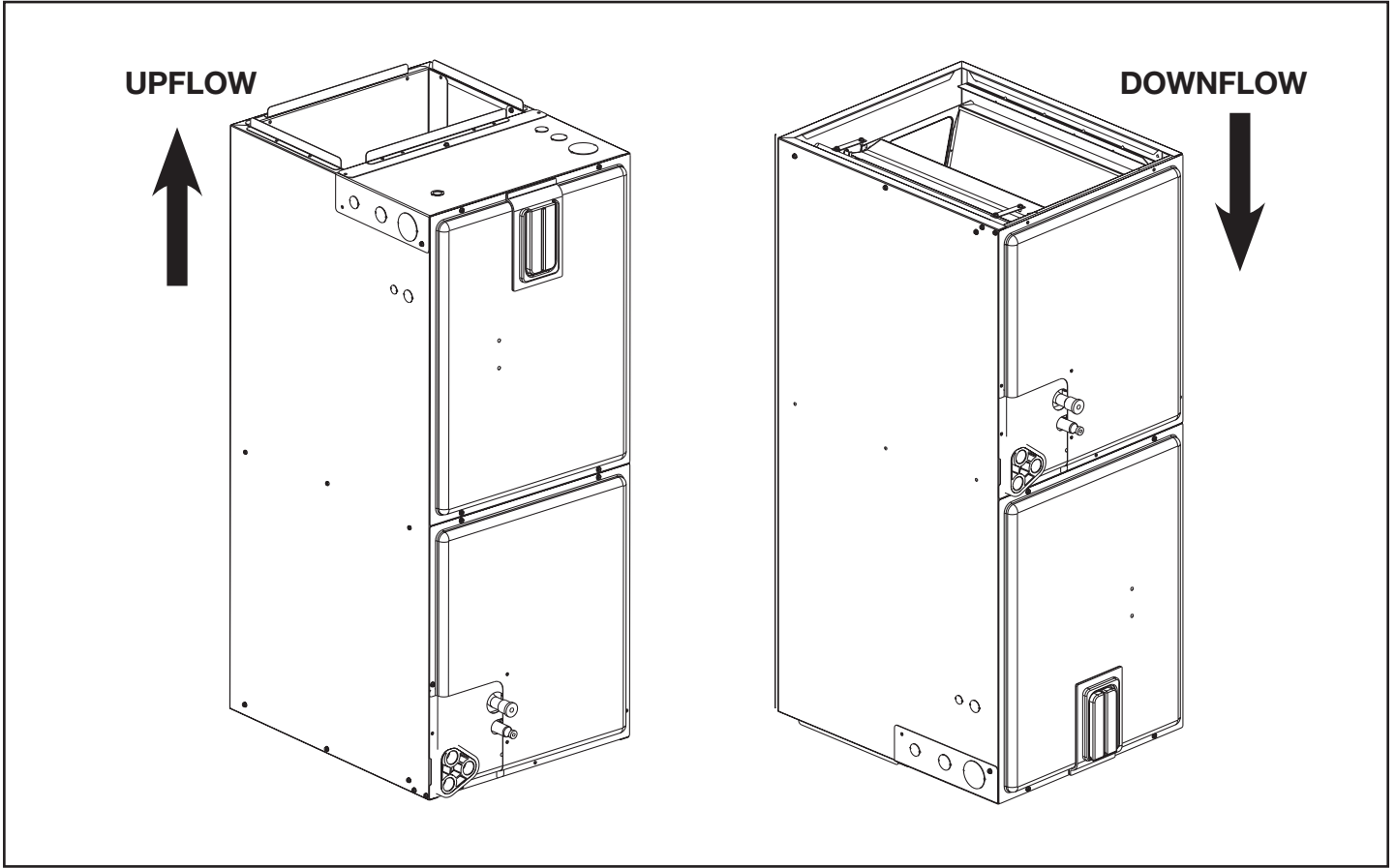
[ ] Designates Metric Conversions



## Unit Dimensions & Weights

Model Size FRHMVZ	Refrigerant Connections Sweat (In.) [mm] ID		Unit Width "W" In. [mm]	Unit Height "H" In. [mm]	Supply Duct "A" In. [mm]	Unit Weight/ Shipping Weight (Lbs.) [kg]
	Liquid	Vapor				
2417SEACN	3/8 [9.53]	3/4 [19.05]	17 <sup>1</sup> / <sub>2</sub> [445]	42 <sup>1</sup> / <sub>2</sub> [1080]	16 [406]	91/105 [41/48]
2421MEACN	3/8 [9.53]	3/4 [19.05]	21 [533]	42 <sup>1</sup> / <sub>2</sub> [1080]	19 <sup>1</sup> / <sub>2</sub> [495]	103/118 [47/54]
2421HEACN	3/8 [9.53]	7/8 [22.23]	21 [533]	50 <sup>1</sup> / <sub>2</sub> [1282]	19 <sup>1</sup> / <sub>2</sub> [495]	123/139 [56/63]
2421HEACA	3/8 [9.53]	7/8 [22.23]	21 [533]	57 [1448]	19 <sup>1</sup> / <sub>2</sub> [495]	140/152 [64/69]
6021SEACA	3/8 [9.53]	7/8 [22.23]	21 [533]	57 [1448]	19 <sup>1</sup> / <sub>2</sub> [495]	140/152 [64/69]
6024SEACN	3/8 [9.53]	7/8 [22.23]	24 <sup>1</sup> / <sub>2</sub> [622]	55 <sup>1</sup> / <sub>2</sub> [1410]	23 [584]	159/176 [72/80]

## Airflow Directional Data





## Airflow Performance

**Airflow performance data is based on cooling performance with a coil and no filter in place.** Select performance table for appropriate unit size, voltage and number of electric heaters to be used. Make sure external static applied to unit allows operation within the minimum and maximum limits shown in

table below for both cooling and electric heat operation. For optimum blower performance, operate the unit in the .3 [8 mm] to .7 inches [18 mm] W.C. external static range. Units with coils should be applied with a minimum of .1 inch [3 mm] W.C. external static range.

## Airflow Operating Limits

Rated Airflow for FRHMVZ Air-Handlers + FRA18 Condensing Units & FRP18 Heat Pumps					
Air Handler Model	Outdoor Model	FRHMVZ Air Flow (EcoNet®)			
		Cooling Mode CFM [L/s]		Heating Mode CFM [L/s]	
		Minimum	Maximum	Minimum	Maximum
FRHMVZ2417SEACN	FRA18AZ24	310 [146]	840 [396]	—	—
FRHMVZ2421MEACN	FRA18AZ24	310 [146]	840 [396]	—	—
FRHMVZ2421HEACN	FRA18AZ24	310 [146]	840 [396]	—	—
FRHMVZ2421HEACA	FRP18AZ24	500 [236]	800 [378]	600 [283]	800 [378]
FRHMVZ6021SEACA	FRA18AZ36	580 [274]	1210 [571]	—	—
	FRA18AZ48	475 [224]	1565 [739]	—	—
	FRA18AZ60	516 [244]	1725 [814]	—	—
	FRP18AZ36	516 [244]	1200 [566]	960 [453]	1300 [614]
	FRP18AZ48	550 [260]	1600 [755]	950 [448]	1500 [708]
	FRP18AZ60	1100 [519]	1700 [802]	1100 [519]	1800 [850]
FRHMVZ6024SEACN	FRA18AZ36	580 [274]	1210 [571]	—	—
	FRA18AZ48	475 [224]	1565 [739]	—	—
	FRA18AZ60	516 [244]	1725 [814]	—	—

[ ] Designates Metric Conversions

### Electrical Data – Blower Motor Only – No Electric Heat FRHMVZ

Model FRHMVZ	Voltage	Phase*	Hertz	HP [W]	RPM	Motor Amps.	Minimum Circuit Ampacity	Maximum Overcurrent Protection
2417SEACN	208/240	1	60	1/3	300-1300	2.8	4	15
2421MEACN		1		1/3		2.7	4	15
2421HEACN		1		1/2		3.5	5	15
2421HEACA		1		3/4		5.7	8	15
6021SEACA		1		3/4		5.7	8	15
6024SEACN		1		3/4		5.2	7	15

## Electrical Data – With Electric Heat FRHMVZ

Air Handler Model	Heater Model Number	Heater kW (208/240V)	Ph/Hz	No. Elements - kW per	Type Supply Circuit Single Circuit Multiple Circuit	Heater Circuit Amps	Tested Blower Motor Amps	Minimum Circuit Ampacity	Maximum Overcurrent Protection
FRHMVZ2417SEACNJ	RXBH-1724?03J-B	2.3/3.0	1/60	1-3.0	SINGLE	11.1/12.5	2.8	18/20	20/20
	RXBH-1724?05J-B	3.6/4.8	1/60	1-4.8	SINGLE	17.4/20	2.8	26/29	30/30
	RXBH-1724?07J-B	5.4/7.2	1/60	2-3.6	SINGLE	26/30	2.8	36/41	40/45
	RXBH-1724?10J-B	7.2/9.6	1/60	2-4.8	SINGLE	34.7/40	2.8	47/54	50/60
	RXBH-1724A13J-B	9.4/12.5	1/60	3-4.17	SINGLE	45.2/52.1	2.8	60/69	60/70
		3.1/4.2	1/60	1-4.17	MULTIPLE CKT 1	15/17.5	2.8	23/26	25/30
		6.3/8.3	1/60	2-4.17	MULTIPLE CKT 2	30.3/34.6	0	38/44	40/45
	RXBH-17A05C-B	3.6/4.8	3/60	1-4.8	SINGLE	10/11.6	2.8	16/18	20/20
	RXBH-24A05C-B	3.6/4.8	3/60	1-4.8	SINGLE	10/11.6	2.8	16/18	20/20
	RXBH-1724B05C-B	3.6/4.8	3/60	1-4.8	SINGLE	10/11.6	2.8	16/18	20/20
	RXBH-1724A07C-B	5.4/7.2	3/60	2-3.6	SINGLE	15/17.4	2.8	23/26	25/30
	RXBH-1724A10C-B	7.2/9.6	3/60	2-4.8	SINGLE	20/23.1	2.8	29/33	30/35
RXBH-1724A13C-B	9.4/12.5	3/60	3-4.17	SINGLE	26.1/30.1	2.8	37/42	40/45	
FRHMVZ2421MEACNJ	RXBH-1724?03J-B	2.3/3.0	1/60	1-3.0	SINGLE	11.1/12.5	2.7	18/19	20/20
	RXBH-1724?05J-B	3.6/4.8	1/60	1-4.8	SINGLE	17.4/20	2.7	26/29	30/30
	RXBH-1724?07J-B	5.4/7.2	1/60	2-3.6	SINGLE	26/30	2.7	36/41	40/45
	RXBH-1724?10J-B	7.2/9.6	1/60	2-4.8	SINGLE	34.7/40	2.7	47/54	50/60
	RXBH-1724A13J-B	9.4/12.5	1/60	3-4.17	SINGLE	45.2/52.1	2.7	60/69	60/70
		3.1/4.2	1/60	1-4.17	MULTIPLE CKT 1	15/17.5	2.7	23/26	25/30
		6.3/8.3	1/60	2-4.17	MULTIPLE CKT 2	30.3/34.6	0	38/44	40/45
	RXBH-17A05C-B	3.6/4.8	3/60	1-4.8	SINGLE	10/11.6	2.7	16/18	20/20
	RXBH-24A05C-B	3.6/4.8	3/60	1-4.8	SINGLE	10/11.6	2.7	16/18	20/20
	RXBH-1724B05C-B	3.6/4.8	3/60	1-4.8	SINGLE	10/11.6	2.7	16/18	20/20
	RXBH-1724A07C-B	5.4/7.2	3/60	2-3.6	SINGLE	15/17.4	2.7	23/26	25/30
	RXBH-1724A10C-B	7.2/9.6	3/60	2-4.8	SINGLE	20/23.1	2.7	29/33	30/35
RXBH-1724A13C-B	9.4/12.5	3/60	3-4.17	SINGLE	26.1/30.1	2.7	36/41	40/45	

### Electrical Data – With Electric Heat FRHMVZ (Con't.)

Air Handler Model	Heater Model Number	Heater kW (208/240V)	Ph/Hz	No. Elements - kW per	Type Supply Circuit Single Circuit Multiple Circuit	Heater Circuit Amps	Tested Blower Motor Amps	Minimum Circuit Ampacity	Maximum Overcurrent Protection
FRHMVZ2421HEACNJ	RXBH-1724?03J-B	2.3/3.0	1/60	1-3.0	SINGLE	11.1/12.5	3.5	19/20	20/20
	RXBH-1724?05J-B	3.6/4.8	1/60	1-4.8	SINGLE	17.4/20	3.5	27/30	30/30
	RXBH-1724?07J-B	5.4/7.2	1/60	2-3.6	SINGLE	26/30	3.5	37/42	40/45
	RXBH-1724?10J-B	7.2/9.6	1/60	2-4.8	SINGLE	34.7/40	3.5	48/55	50/60
	RXBH-1724A13J-B	9.4/12.5	1/60	3-4.17	SINGLE	45.2/52.1	3.5	61/70	70/70
		3.1/4.2	1/60	1-4.17	MULTIPLE CKT 1	15/17.5	3.5	24/27	25/30
		6.3/8.3	1/60	2-4.17	MULTIPLE CKT 2	30.3/34.6	0	38/44	40/45
	RXBH-17A05C-B	3.6/4.8	3/60	1-4.8	SINGLE	10/11.6	3.5	17/19	20/20
	RXBH-24A05C-B	3.6/4.8	3/60	1-4.8	SINGLE	10/11.6	3.5	17/19	20/20
	RXBH-1724B05C-B	3.6/4.8	3/60	1-4.8	SINGLE	10/11.6	3.5	17/19	20/20
	RXBH-1724A07C-B	5.4/7.2	3/60	2-3.6	SINGLE	15/17.4	3.5	24/27	25/30
	RXBH-1724A10C-B	7.2/9.6	3/60	2-4.8	SINGLE	20/23.1	3.5	30/34	30/35
RXBH-1724A13C-B	9.4/12.5	3/60	3-4.17	SINGLE	26.1/30.1	3.5	37/42	40/45	
FRHMVZ2421HEACAJ	RXBH-1724?03J-B	2.3/3.0	1/60	1-3.0	SINGLE	11.1/12.5	5.7	21/23	25/25
	RXBH-1724?05J-B	3.6/4.8	1/60	1-4.8	SINGLE	17.4/20	5.7	29/33	30/35
	RXBH-1724?07J-B	5.4/7.2	1/60	2-3.6	SINGLE	26/30	5.7	40/45	40/45
	RXBH-1724?10J-B	7.2/9.6	1/60	2-4.8	SINGLE	34.7/40	5.7	51/58	60/60
	RXBH-1724A13J-B	9.4/12.5	1/60	3-4.17	SINGLE	45.2/52.1	5.7	64/73	70/80
		3.1/4.2	1/60	1-4.17	MULTIPLE CKT 1	15/17.5	5.7	26/29	30/30
		6.3/8.3	1/60	2-4.17	MULTIPLE CKT 2	30.3/34.6	0	38/44	40/45
	RXBH-17A05C-B	3.6/4.8	3/60	1-4.8	SINGLE	10/11.6	5.7	20/22	20/25
	RXBH-24A05C-B	3.6/4.8	3/60	1-4.8	SINGLE	10/11.6	5.7	20/22	20/25
	RXBH-1724B05C-B	3.6/4.8	3/60	1-4.8	SINGLE	10/11.6	5.7	20/22	20/25
	RXBH-1724A07C-B	5.4/7.2	3/60	2-3.6	SINGLE	15/17.4	5.7	26/29	30/30
	RXBH-1724A10C-B	7.2/9.6	3/60	2-4.8	SINGLE	20/23.1	5.7	33/36	35/40
RXBH-1724A13C-B	9.4/12.5	3/60	3-4.17	SINGLE	26.1/30.1	5.7	40/45	40/45	

### Electrical Data – With Electric Heat FRHMVZ (Con't.)

Air Handler Model	Heater Model Number	Heater kW (208/240V)	Ph/Hz	No. Elements - kW per	Type Supply Circuit Single Circuit Multiple Circuit	Heater Circuit Amps	Tested Blower Motor Amps	Minimum Circuit Ampacity	Maximum Overcurrent Protection
FRHMVZ6021SEACAJ	RXBH-1724?03J-B	2.3/3.0	1/60	1-3.0	SINGLE	11.1/12.5	5.7	21/23	25/25
	RXBH-1724?05J-B	3.6/4.8	1/60	1-4.8	SINGLE	17.4/20	5.7	29/33	30/35
	RXBH-1724?07J-B	5.4/7.2	1/60	2-3.6	SINGLE	26/30	5.7	40/45	40/45
	RXBH-1724?10J-B	7.2/9.6	1/60	2-4.8	SINGLE	34.7/40	5.7	51/58	60/60
	RXBH-1724A13J-B	9.4/12.5	1/60	3-4.17	SINGLE	45.2/52.1	5.7	64/73	70/80
		3.1/4.2	1/60	1-4.17	MULTIPLE CKT 1	15/17.5	5.7	26/29	30/30
		6.3/8.3	1/60	2-4.17	MULTIPLE CKT 2	30.3/34.6	0	38/44	40/45
	RXBH-1724A15J-B	10.8/14.4	1/60	3-4.8	SINGLE	52/60	5.7	73/83	80/90
	RXBH-1724A15J-B	3.6/4.8	1/60	1-4.8	MULTIPLE CKT 1	17.4/20	5.7	29/33	30/35
		7.2/9.6	1/60	2-4.8	MULTIPLE CKT 2	34.7/40	0	44/50	45/50
	RXBH-1724A18J-B	12.8/17.0	1/60	3-5.68	SINGLE	61.6/70.9	5.7	85/96	90/100
	RXBJ-1724A18J-B	4.3/5.7	1/60	1-5.68	MULTIPLE CKT 1	20.7/23.8	5.7	33/37	35/40
		8.5/11.3	1/60	2-5.68	MULTIPLE CKT 2	40.9/47.1	0	52/59	60/60
	RXBH-24A20J-B	14.4/19.2	1/60	4-4.8	SINGLE	69.3/80	5.7	94/108	100/110
	RXBH-1724A20J-B	7.2/9.6	1/60	2-4.8	MULTIPLE CKT 1	34.7/40	5.7	51/58	60/60
		7.2/9.6	1/60	2-4.8	MULTIPLE CKT 2	34.7/40	0	44/50	45/50
	RXBH-24A25J-B	18.0/24.0	1/60	6-4.0	SINGLE	86.6/100	5.7	116/133	125/150
		6.0/8.0	1/60	2-4.0	MULTIPLE CKT 1	28.9/33.4	5.7	44/49	45/50
		6.0/8.0	1/60	2-4.0	MULTIPLE CKT 2	28.9/33.4	0	37/42	40/45
		6.0/8.0	1/60	2-4.0	MULTIPLE CKT 3	28.9/33.4	0	37/42	40/45
	RXBH-24A30J-B	21.6/28.8	1/60	6-4.8	SINGLE	103.9/120	5.7	137/158	150/175
	RXBH-1724A30J-B	7.2/9.6	1/60	2-4.8	MULTIPLE CKT 1	34.7/40	5.7	51/58	60/60
		7.2/9.6	1/60	2-4.8	MULTIPLE CKT 2	34.7/40	0	44/50	45/50
		7.2/9.6	1/60	2-4.8	MULTIPLE CKT 3	34.7/40	0	44/50	45/50
	RXBH-17A05C-B	3.6/4.8	3/60	1-4.8	SINGLE	10/11.6	5.7	20/22	20/25
	RXBH-24A05C-B	3.6/4.8	3/60	1-4.8	SINGLE	10/11.6	5.7	20/22	20/25
	RXBH-1724B05C-B	3.6/4.8	3/60	1-4.8	SINGLE	10/11.6	5.7	20/22	20/25
	RXBH-1724A07C-B	5.4/7.2	3/60	2-3.6	SINGLE	15/17.4	5.7	26/29	30/30
	RXBH-1724A10C-B	7.2/9.6	3/60	2-4.8	SINGLE	20/23.1	5.7	33/36	35/40
	RXBH-1724A13C-B	9.4/12.5	3/60	3-4.17	SINGLE	26.1/30.1	5.7	40/45	40/45
	RXBH-1724A15C-B	10.8/14.4	3/60	3-4.8	SINGLE	30/34.7	5.7	45/51	45/60
	RXBH-1724A18C-B	12.8/17.0	3/60	3-5.68	SINGLE	35.6/40.9	5.7	52/59	60/60
	RXBH-24A20C-B	14.4/19.2	3/60	4-4.8	SINGLE	40/46.2	5.7	58/65	60/70
	RXBH-1724A20J-B	7.2/9.6	3/60	2-4.8	MULTIPLE CKT 1	20/23.1	5.7	33/36	35/40
		7.2/9.6	3/60	2-4.8	MULTIPLE CKT 2	20/23.1	0	25/29	25/30
	RXBH-24A25C-B	18.0/24.0	3/60	6-4.0	SINGLE	50/57.7	5.7	70/80	70/80
	RXBH-1724A20J-B	9.0/12.0	3/60	3-4.0	MULTIPLE CKT 1	25/28.9	5.7	39/44	40/45
		9.0/12.0	3/60	3-4.0	MULTIPLE CKT 2	25/28.9	0	32/37	35/40
	RXBH-24A30C-B	21.6/28.8	3/60	6-4.8	SINGLE	60/69.3	5.7	83/94	90/100
	RXBH-1724A20J-B	10.8/14.4	3/60	3-4.8	MULTIPLE CKT 1	30/34.7	5.7	45/51	45/60
10.8/14.4		3/60	3-4.8	MULTIPLE CKT 2	30/34.7	0	38/44	40/45	

## Electrical Data – With Electric Heat FRHMVZ (Con't.)

Air Handler Model	Heater Model Number	Heater kW (208/240V)	Ph/Hz	No. Elements - kW per	Type Supply Circuit Single Circuit Multiple Circuit	Heater Circuit Amps	Tested Blower Motor Amps	Minimum Circuit Ampacity	Maximum Overcurrent Protection
FRHMVZ6024SEACNJ	RXBH-1724?03J-B	2.3/3.0	1/60	1-3.0	SINGLE	11.1/12.5	5.2	21/23	25/25
	RXBH-1724?05J-B	3.6/4.8	1/60	1-4.8	SINGLE	17.4/20	5.2	29/32	30/35
	RXBH-1724?07J-B	5.4/7.2	1/60	2-3.6	SINGLE	26/30	5.2	39/44	40/45
	RXBH-1724?10J-B	7.2/9.6	1/60	2-4.8	SINGLE	34.7/40	5.2	50/57	50/60
	RXBH-1724A13J-B	9.4/12.5	1/60	3-4.17	SINGLE	45.2/52.1	5.2	63/72	70/80
		3.1/4.2	1/60	1-4.17	MULTIPLE CKT 1	15/17.5	5.2	26/29	30/30
	RXBH-1724A15J-B	6.3/8.3	1/60	2-4.17	MULTIPLE CKT 2	30.3/34.6	0	38/44	40/45
		10.8/14.4	1/60	3-4.8	SINGLE	52/60	5.2	72/82	80/90
	RXBH-1724A18J-B	3.6/4.8	1/60	1-4.8	MULTIPLE CKT 1	17.4/20	5.2	29/32	30/35
		7.2/9.6	1/60	2-4.8	MULTIPLE CKT 2	34.7/40	0	44/50	45/50
	RXBH-1724A18J-B	12.8/17.0	1/60	3-5.68	SINGLE	61.6/70.9	5.2	84/96	90/100
	RXBJ-1724A18J-B	4.3/5.7	1/60	1-5.68	MULTIPLE CKT 1	20.7/23.8	5.2	33/37	35/40
		8.5/11.3	1/60	2-5.68	MULTIPLE CKT 2	40.9/47.1	0	52/59	60/60
	RXBH-24A20J-B	14.4/19.2	1/60	4-4.8	SINGLE	69.3/80	5.2	94/107	100/110
	RXBH-1724A20J-B	7.2/9.6	1/60	2-4.8	MULTIPLE CKT 1	34.7/40	5.2	50/57	50/60
		7.2/9.6	1/60	2-4.8	MULTIPLE CKT 2	34.7/40	0	44/50	45/50
	RXBH-24A25J-B	18.0/24.0	1/60	6-4.0	SINGLE	86.6/100	5.2	115/132	125/150
		6.0/8.0	1/60	2-4.0	MULTIPLE CKT 1	28.9/33.4	5.2	43/49	45/50
		6.0/8.0	1/60	2-4.0	MULTIPLE CKT 2	28.9/33.4	0	37/42	40/45
		6.0/8.0	1/60	2-4.0	MULTIPLE CKT 3	28.9/33.4	0	37/42	40/45
	RXBH-24A30J-B	21.6/28.8	1/60	6-4.8	SINGLE	103.9/120	5.2	137/157	150/175
	RXBH-1724A30J-B	7.2/9.6	1/60	2-4.8	MULTIPLE CKT 1	34.7/40	5.2	50/57	50/60
		7.2/9.6	1/60	2-4.8	MULTIPLE CKT 2	34.7/40	0	44/50	45/50
		7.2/9.6	1/60	2-4.8	MULTIPLE CKT 3	34.7/40	0	44/50	45/50
	RXBH-17A05C-B	3.6/4.8	3/60	1-4.8	SINGLE	10/11.6	5.2	19/21	20/25
	RXBH-24A05C-B	3.6/4.8	3/60	1-4.8	SINGLE	10/11.6	5.2	19/21	20/25
	RXBH-1724B05C-B	3.6/4.8	3/60	1-4.8	SINGLE	10/11.6	5.2	19/21	20/25
	RXBH-1724A07C-B	5.4/7.2	3/60	2-3.6	SINGLE	15/17.4	5.2	26/29	30/30
	RXBH-1724A10C-B	7.2/9.6	3/60	2-4.8	SINGLE	20/23.1	5.2	32/36	35/40
	RXBH-1724A13C-B	9.4/12.5	3/60	3-4.17	SINGLE	26.1/30.1	5.2	40/45	40/45
	RXBH-1724A15C-B	10.8/14.4	3/60	3-4.8	SINGLE	30/34.7	5.2	44/50	45/50
	RXBH-1724A18C-B	12.8/17.0	3/60	3-5.68	SINGLE	35.6/40.9	5.2	51/58	60/60
	RXBH-24A20C-B	14.4/19.2	3/60	4-4.8	SINGLE	40/46.2	5.2	57/65	60/70
	RXBH-1724A20J-B	7.2/9.6	3/60	2-4.8	MULTIPLE CKT 1	20/23.1	5.2	32/36	35/40
		7.2/9.6	3/60	2-4.8	MULTIPLE CKT 2	20/23.1	0	25/29	25/30
	RXBH-24A25C-B	18.0/24.0	3/60	6-4.0	SINGLE	50/57.7	5.2	69/79	70/80
	RXBH-1724A20J-B	9.0/12.0	3/60	3-4.0	MULTIPLE CKT 1	25/28.9	5.2	38/43	40/45
		9.0/12.0	3/60	3-4.0	MULTIPLE CKT 2	25/28.9	0	32/37	35/40
	RXBH-24A30C-B	21.6/28.8	3/60	6-4.8	SINGLE	60/69.3	5.2	82/94	90/100
	RXBH-1724A20J-B	10.8/14.4	3/60	3-4.8	MULTIPLE CKT 1	30/34.7	5.2	44/50	45/50
		10.8/14.4	3/60	3-4.8	MULTIPLE CKT 2	30/34.7	0	38/44	40/45

## Electrical Wiring

### Power Wiring

- Field wiring must comply with the National Electrical Code (C.E.C. in Canada) and any applicable local ordinance.
- Supply wiring must be 75°C minimum copper conductors only.
- See electrical data for product Ampacity rating and Circuit Protector requirement.

### Grounding

- This product must be sufficiently grounded in accordance with National Electrical Code (C.E.C. in Canada) and any applicable local ordinance.
- A grounding lug is provided.

## Accessories

### • Combustible Floor Base RXHB-

Model Cabinet Size	Combustible Floor Base Model Number
17	RXHB-17
21	RXHB-21
24	RXHB-24

- **Jumper Bar Kit 3 Ckt. to 1 Ckt. RXBJ-A31** is used to convert single phase multiple three circuit units to a single supply circuit. Kit includes cover and screw for line side terminals.
- **Jumper Bar Kit 2 Ckt. to 1 Ckt. RXBJ-A21** is used to convert single phase multiple two circuit units to a single supply circuit. Kit includes cover and screw for line side terminals.
- **Note:** No jumper bar kit is available to convert three phase multiple two circuit units to a single supply circuit.

### • Auxiliary Horizontal Overflow Pan Accessory RXBM-

Nominal Cooling Capacity-Tons	Auxiliary Horizontal Overflow Pan Accessory Model Number
2 - 3	RXBM-AC48
4 - 5	RXBM-AC61

### • Supply and Return Air Sensor Kit RXHT-A02

The RXHT-A02 Thermistor Kit is to be used with the air handler control to monitor the system return and leaving air temperatures. These temperatures can be monitored with the EcoNet communicating thermostat.

### • Auxiliary Electric Heater Kits RXBH-

Heater Kits include circuit breakers which meet UL and cUL requirements for service disconnect. See the Electric Heat Electrical Data in this specification sheet for specific Heater Kit Model numbers.

### • Horizontal Adapter Kit RXHH-

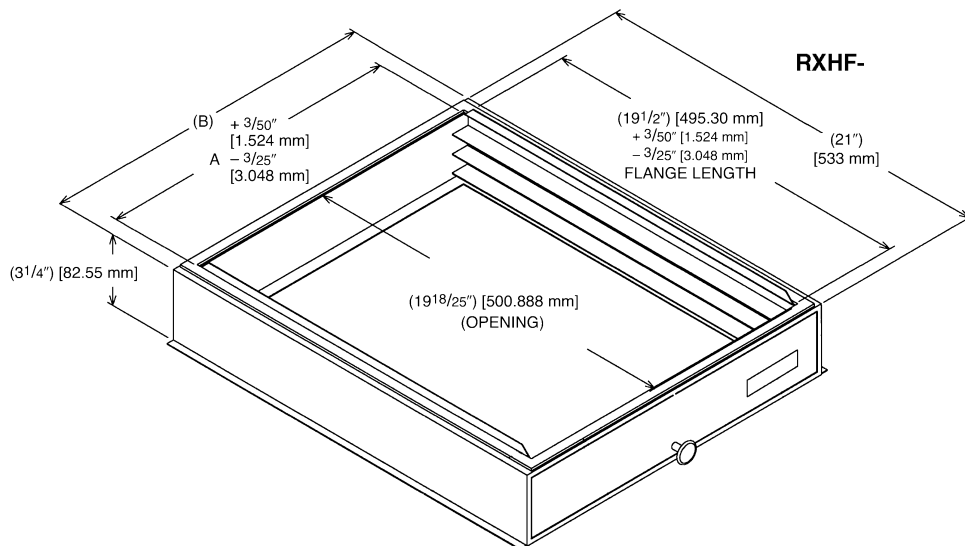
This horizontal adapter kit is used to convert Upflow/Downflow only models to horizontal flow. See the following table to order proper horizontal adapter kit.

Coil Model	Horizontal Adapter Kit Model Number (Single Qty.)	Horizontal Adapter Kit Model Number (10-Pack Qty.)
2414	RXHH-A01	RXHH-A01 x 10
2417	RXHH-A02	RXHH-A02 x 10
2421/3617/3621	RXHH-A03	RXHH-A03 x 10
4821/4824/6021	RXHH-A06	RXHH-A06 x 10
6024	RXHH-A05	RXHH-A05 x 10

### • External Filter Base RXHF-

Model Cabinet Size	Filter Size In. [mm]	Part Number*	A	B
17	16 x 20 [406 x 508]	RXHF-17	15.70	17.5
21	20 x 20 [508 x 508]	RXHF-21	19.20	21.0
24	25 x 20 [635 x 508]	RXHF-24	22.70	25.5

\*Accommodates 1" or 2" filter



[ ] Designates Metric Conversions



**FRIEDRICH**

1 8 8 3

**GENERAL TERMS OF LIMITED WARRANTY\***

Friedrich® will furnish a replacement for any part of this product which fails in normal use and service within the applicable periods stated, in accordance with the terms of the limited warranty.

Parts ..... Ten (10) Years

**\*For complete details of the Limited and Conditional Warranties, including applicable terms and conditions, contact your local contractor or the Manufacturer for a copy of the product warranty certificate.**

**Before proceeding with installation, refer to installation instructions packaged with each model, as well as complying with all Federal, State, Provincial, and Local codes, regulations, and practices.**

© 2023 Rheem Manufacturing Company. Friedrich trademarks owned by Rheem Manufacturing Company.

*In keeping with its policy of continuous progress and product improvement, Friedrich reserves the right to make changes without notice.*

Friedrich • 5600 Old Greenwood Road  
Fort Smith, Arkansas 72908 • [www.friedrich.com](http://www.friedrich.com)

Friedrich • 125 Edgeware Road, Unit 1  
Brampton, Ontario • L6Y 0P5